



### District Report Card: 2017


<b>State:</b> Odisha	<b>District:</b> Sundergarh
<b>Class:</b> 3	<b>Subject:</b> Language
<b>Schools:</b> 56	<b>Students:</b> 823


### Participation/Coverage


#### Students

<div>GENDER</div> <div></div>	Boys		Girls	
	Number	%	Number	%
	380	46.17	443	53.83

<div>AREA</div> <div></div>	Rural		Urban	
	Number	%	Number	%
	696	84.57	127	15.43

<div>CATEGORY</div> <div></div>	SC		ST		OBC		GEN	
	Number	%	Number	%	Number	%	Number	%
	75	9.11	565	68.65	105	12.76	78	9.48

<div>CWSN</div> <div></div>	LD	VI	HI	S&LD	ID	Oth
	0	0	0	2	1	1

<div>Management</div> <div></div>	Government		Government-aided	
	Number	%	Number	%
	699	84.93	124	15.07

### Average Performance of Students in Language (%)

Overall	Gender		Area		Management		Social Group			
	Male	Female	Rural	Urban	Govt.	Aided	SC	ST	OBC	GEN
60.70	59.12	62.05	59.82	65.51	61.54	55.97	58.93	58.91	61.71	73.93

## Performance on Learning Outcomes (LOs)

Learning Outcomes	Description	Average Performance(%)
L304	Reads small texts with comprehension i.e., identifies main ideas, details, sequence and draws conclusions	62.62
L312	Reads printed scripts on the classroom walls: poems, posters, charts etc.	56.84

Range of Performance of Students who Answered Correctly							
Below 30%		30% - 50%		50% - 75%		Above 75%	
Number	%	Number	%	Number	%	Number	%
70	8.51	184	22.36	353	42.89	216	26.25

### Lowest Performing Learning Outcomes (LOs)

- 1 - Reads printed scripts on the classroom walls: poems, posters, charts etc. (56.84)
- 2 - Reads small texts with comprehension i.e., identifies main ideas, details, sequence and draws conclusions (62.62)